

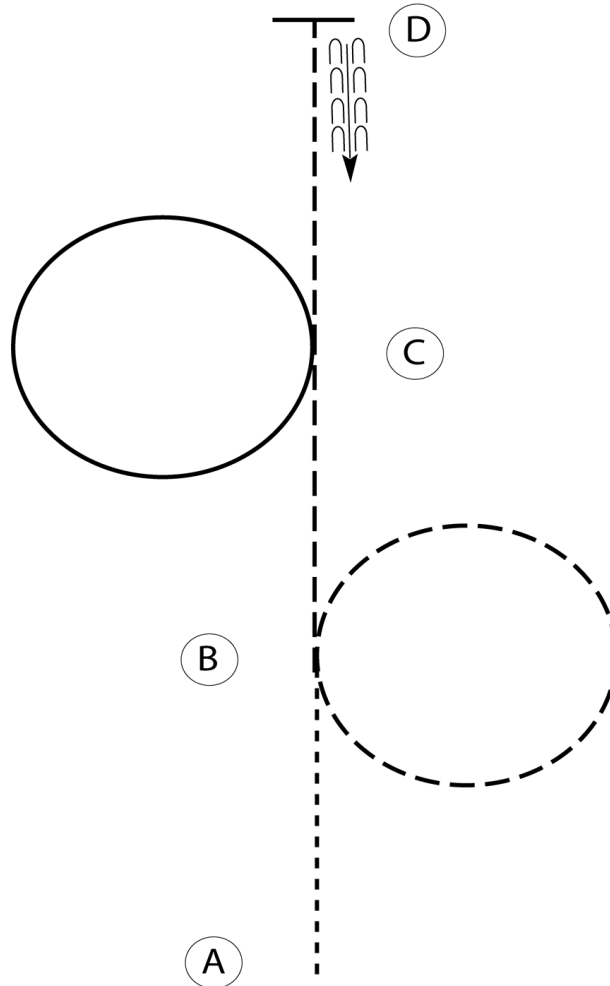
2022 PRAC SILVER BUCKLE SHOW

HUNT SEAT EQUITATION (36, 37, 38, 41)

Show Date: 08-14-2022

www.HorseShowPatterns.com

www.HorseShowPatterns.com



Be ready at A.

1. Walk from A to B.
2. At B, posting trot circle to the right on proper diagonal.
3. Continue posting trot to C.
4. At C, canter a circle to the left on the left lead.
5. After returning to C, break to a sitting trot from C to D.
6. At D, stop and back approximately one horse length.

Follow the instructions of your ring steward.

Walk	-----
Trot	- - - - -
Extended Trot	— — — — —
Canter	—————
Leg Yield	
Lead Change	↙ ↘
Back	← ← ← ← ←
Marker	(B)
Sidepass	← — — — — →
Hand Gallop	— — — — —

[HSE/1-29]

Pattern Provided by:

KAREN NICOLETTO & LETEISHA ANDREA

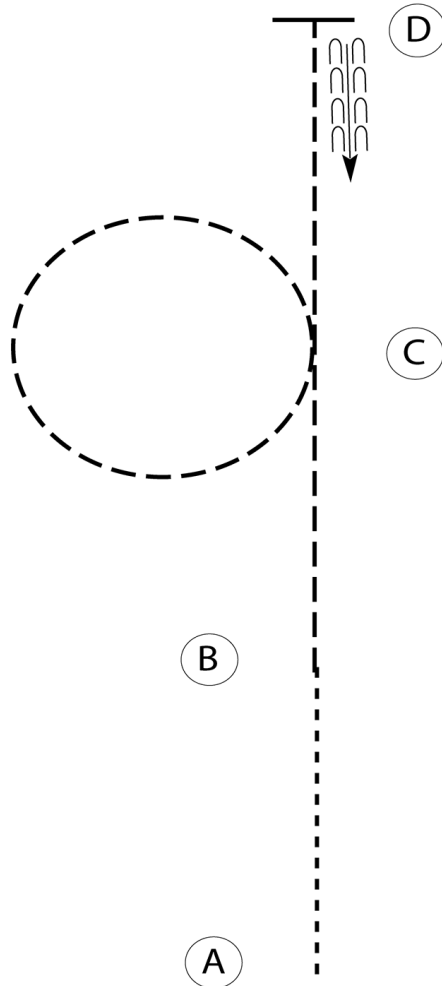
2022 PRAC SILVER BUCKLE SHOW

HUNT SEAT EQUITATION (IMPROVER WALK/JOG & SILVER BUCKLE

Show Date: 08-14-2022

w w w . H o r s e S h o w P a t t e r n s . c o m

w w w . H o r s e S h o w P a t t e r n s . c o m



Be ready at A.

1. Walk from A to B.
2. At B, sitting trot to C.
3. At C, perform a posting trot circle to the left on the right diagonal.
4. Change diagonals at C and perform a posting trot on the left diagonal from C to D.
5. At D, stop and back approximately one horse length.

Follow the instructions of your ring steward.

Walk	-----
Trot	- - - - -
Extended Trot	— — — — —
Canter	—————
Leg Yield	
Lead Change	↙ ↘
Back	← ← ← ← ←
Marker	(B)
Sidepass	← — — — — →
Hand Gallop	— — — — —

[HSE/WT-27]

Pattern Provided by:

KAREN NICOLETTO & LETEISHA ANDREA

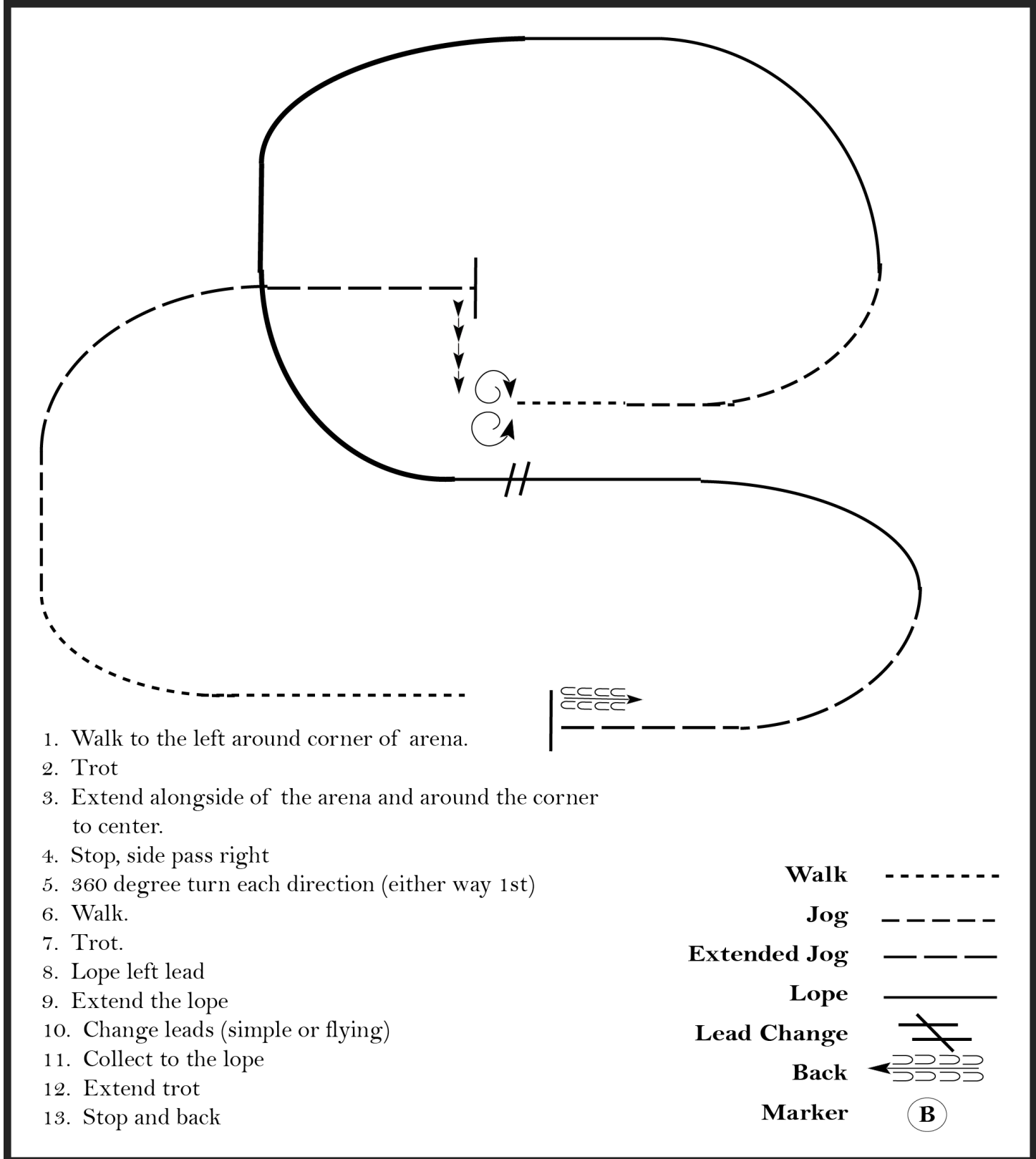
2022 PRAC SILVER BUCKLE SHOW

RANCH RIDING (ALL)

Show Date: 08-14-2022

www.HorseShowPatterns.com

www.HorseShowPatterns.com



1. Walk to the left around corner of arena.
2. Trot
3. Extend alongside of the arena and around the corner to center.
4. Stop, side pass right
5. 360 degree turn each direction (either way 1st)
6. Walk.
7. Trot.
8. Lope left lead
9. Extend the lope
10. Change leads (simple or flying)
11. Collect to the lope
12. Extend trot
13. Stop and back

Walk	-----
Jog	- - - - -
Extended Jog	— — — — —
Lope	
Lead Change	⧘
Back	← ⊞ ⊞ ⊞ ⊞
Marker	Ⓚ

[RR/3]

Pattern Provided by:

KAREN NICOLETTO & LETEISHA ANDREA

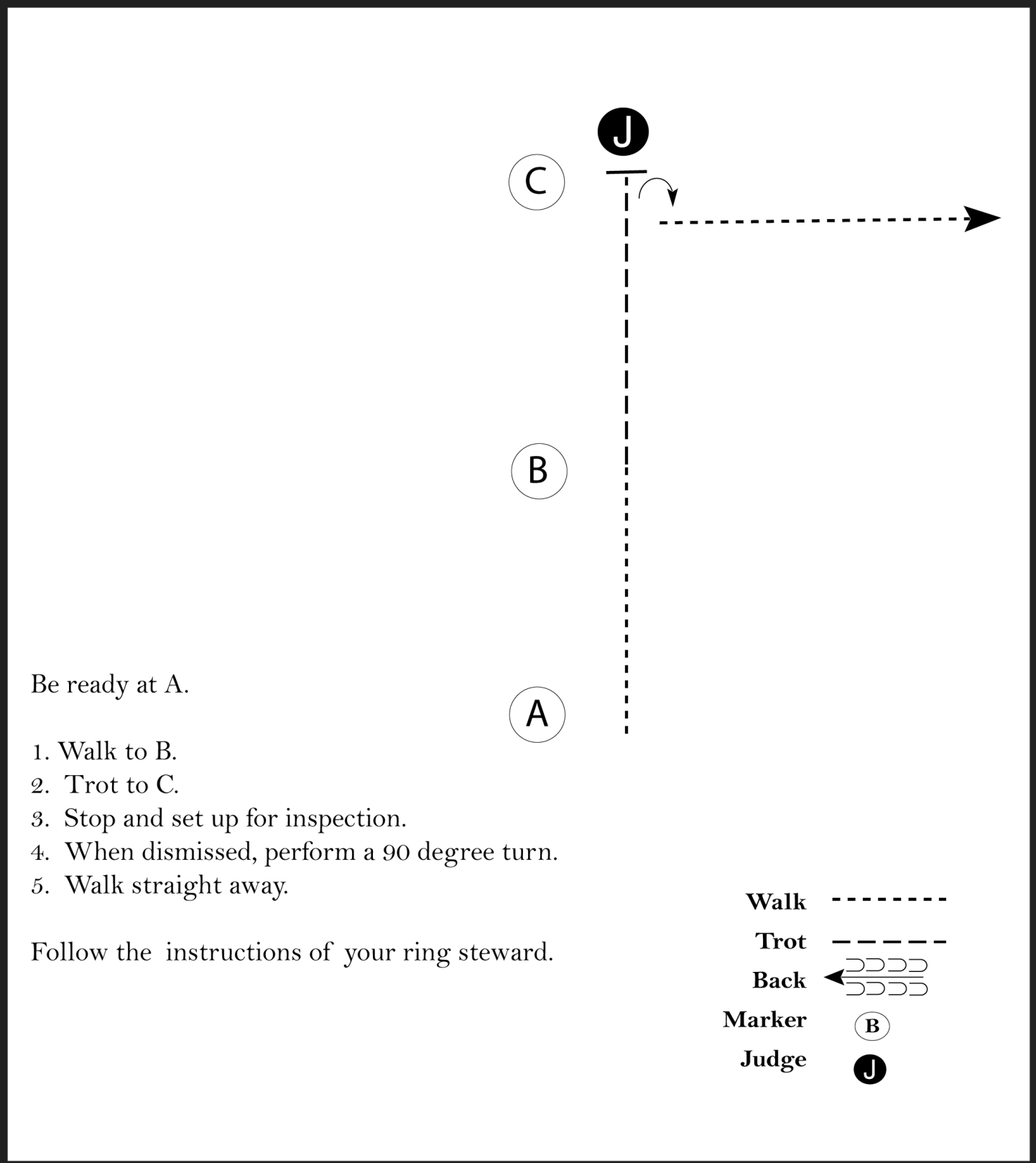
2022 PRAC SILVER BUCKLE SHOW

SHOWMANSHIP (ALL)

Show Date: 08-14-2022

w w w . H o r s e S h o w P a t t e r n s . c o m

w w w . H o r s e S h o w P a t t e r n s . c o m



Be ready at A.

1. Walk to B.
2. Trot to C.
3. Stop and set up for inspection.
4. When dismissed, perform a 90 degree turn.
5. Walk straight away.

Follow the instructions of your ring steward.

- Walk - - - - -
- Trot - - - - -
- Back ←
- Marker (B)
- Judge (J)

[S/WT-44]

Pattern Provided by:

KAREN NICOLETTO & LETEISHA ANDREA

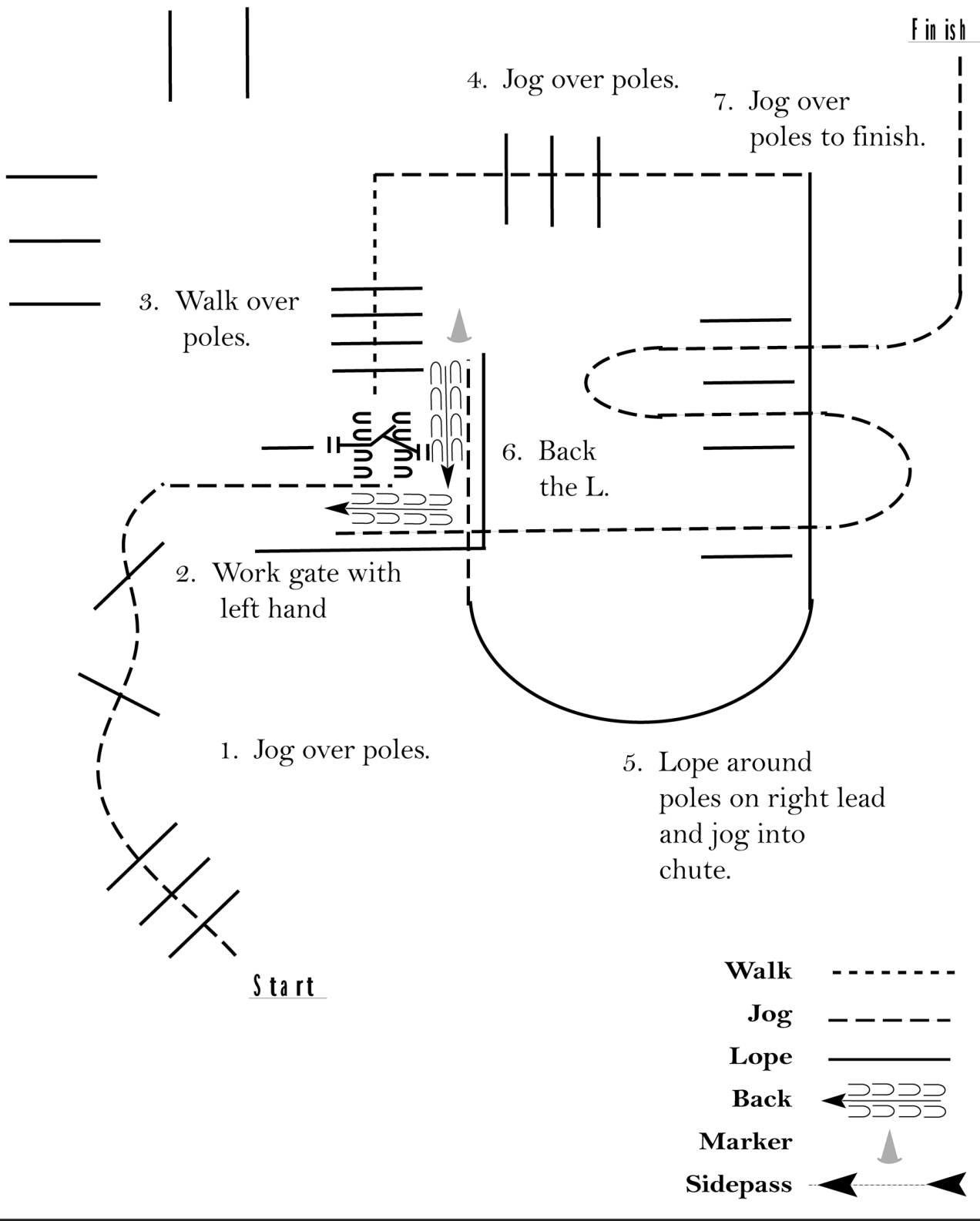
2022 PRAC SILVER BUCKLE SHOW

TRAIL (77, 78, 79, 80, 81, 82)

Show Date: 08-14-2022

w w w . H o r s e S h o w P a t t e r n s . c o m

w w w . H o r s e S h o w P a t t e r n s . c o m



[T/1-52]

Pattern Provided by:

KAREN NICOLETTO & LETEISHA ANDREA

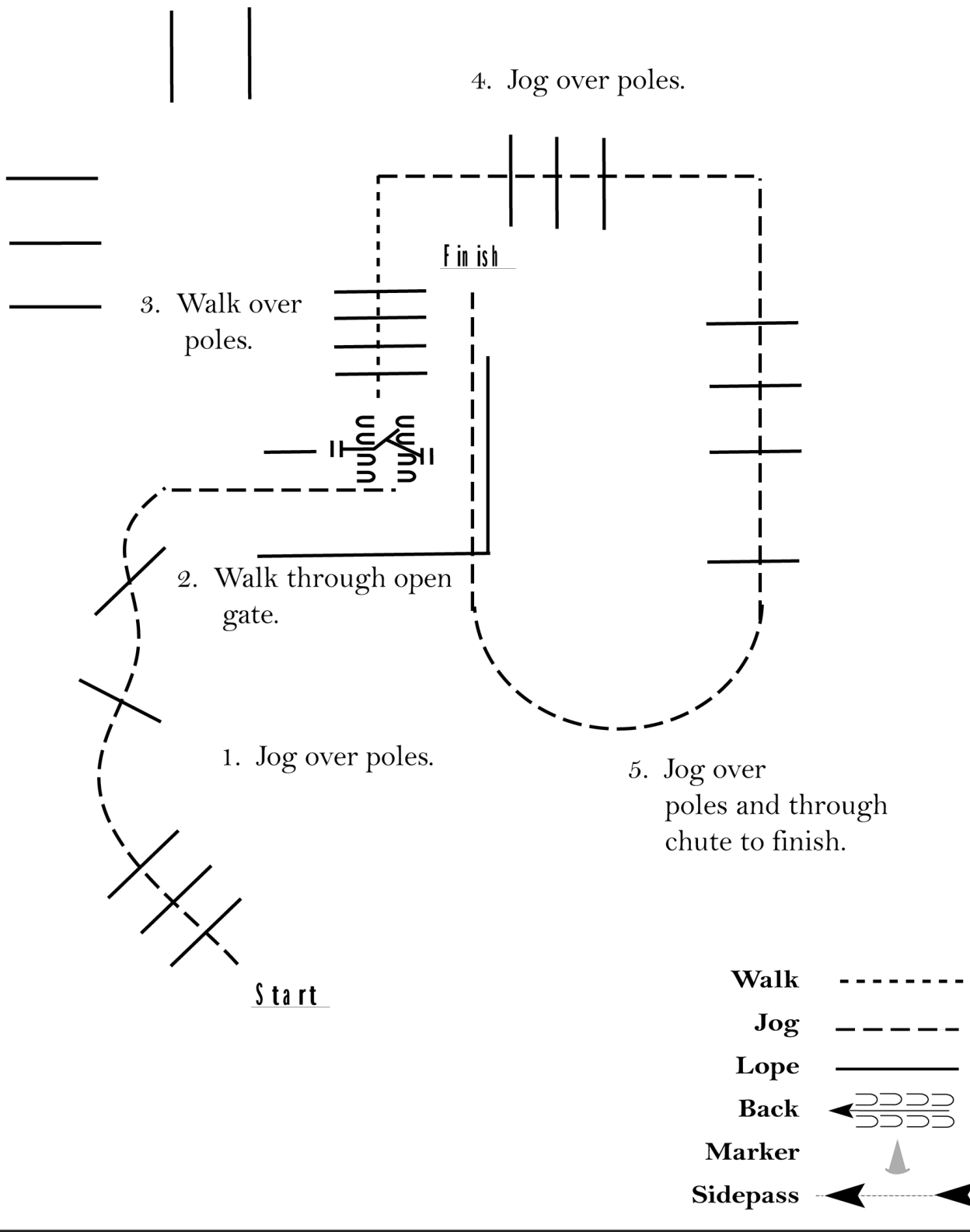
2022 PRAC SILVER BUCKLE SHOW

TRAIL (72, 73, 74, 75, 76)

Show Date: 08-14-2022

w w w . H o r s e S h o w P a t t e r n s . c o m

w w w . H o r s e S h o w P a t t e r n s . c o m



[T/WT-52]

Pattern Provided by:

KAREN NICOLETTO & LETEISHA ANDREA

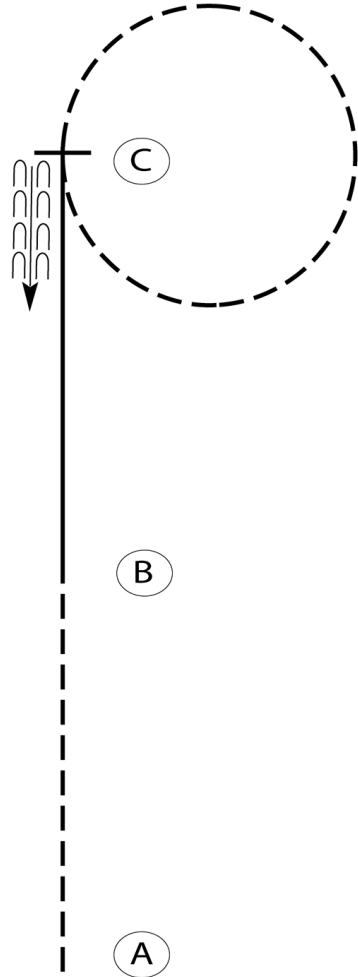
2022 PRAC SILVER BUCKLE SHOW

WESTERN HORSEMANSHIP (54, 55, 56, 59)

Show Date: 08-14-2022

w w w . H o r s e S h o w P a t t e r n s . c o m

w w w . H o r s e S h o w P a t t e r n s . c o m



Be ready at A.

1. Jog from A to B.
2. Lope on the right lead to C.
3. Even with C, break to a jog and circle to the right.
4. Stop at C and back one horse length

Retire to the rail or line up at a jog.

Walk	-----
Jog	-----
Extended Jog	-----
Lope	—————
Leg Yield	
Lead Change	—/—
Back	←←←←← ←←←←←
Marker	⊙ B
Sidepass	←-----→

[WH/1-20]

Pattern Provided by:

KAREN NICOLETTO & LETEISHA ANDREA

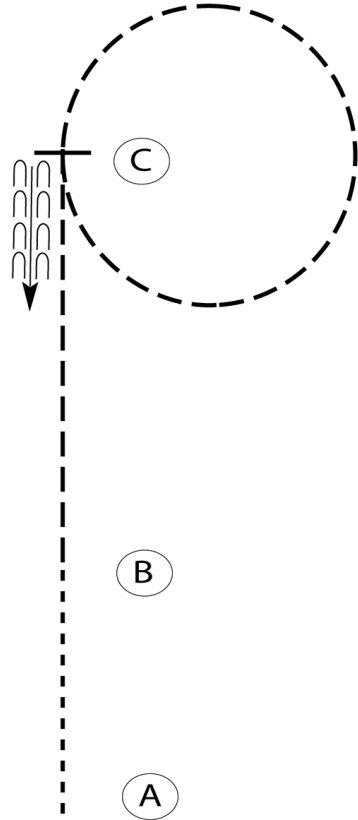
2022 PRAC SILVER BUCKLE SHOW

WESTERN HORSEMANSHIP (IMPROVER WALK/JOG & SILVER BUCKLE)

Show Date: 08-14-2022

w w w . H o r s e S h o w P a t t e r n s . c o m

w w w . H o r s e S h o w P a t t e r n s . c o m



Be ready at A.

1. Walk from A to B.
2. Jog from B to C.
3. Even with C, jog a circle to the right.
4. Stop at C and back one horse length

Retire to the rail or line up at a jog.

Walk	-----
Jog	-----
Extended Jog	-----
Lope	—————
Leg Yield	
Lead Change	—/—
Back	←←← ←←←
Marker	⊙ B
Sidepass	←-----→

[WH/WT-20]

Pattern Provided by:

KAREN NICOLETTO & LETEISHA ANDREA